

[Print Form\(s\)](#)[Return](#)

Equity in Athletics 2008

Institution: Brewton-Parker College (139205)

User ID: E81392051

Screening Questions

Please answer these questions carefully as your responses will determine which subsequent data entry screens are appropriate for your institution.

1. How will you report Operating Expenses (i.e., Game Day expenses)?

- By Team Per Participant

2. Select the type of varsity sports teams at your institution.

- Men's Teams Only Women's Teams Only
 Both Men's Teams and Women's Teams Men's Teams and Coed Teams
 Women's Teams and Coed Teams Men's Teams and Women's Teams and Coed Teams
 Coed Teams Only

3. Do you have any assistant coaches?

- Yes
- | | |
|-------------------------------------|---------------|
| <input checked="" type="checkbox"/> | Men's Teams |
| <input checked="" type="checkbox"/> | Women's Teams |
| <input type="checkbox"/> | Coed Teams |
- No
-

Institution: Brewton-Parker College (139205)

User ID: E81392051

Sports Selection - Men's and Women's Teams

Select the varsity sports teams at your institution.

Sport	Men's	Women's	Sport	Men's	Women's
Archery	<input type="checkbox"/>	<input type="checkbox"/>	Badminton	<input type="checkbox"/>	<input type="checkbox"/>
Baseball	<input checked="" type="checkbox"/>		Basketball	<input checked="" type="checkbox"/>	<input checked="" type="checkbox"/>
Beach Volleyball	<input type="checkbox"/>	<input type="checkbox"/>	Bowling	<input type="checkbox"/>	<input type="checkbox"/>
Cross Country	<input type="checkbox"/>	<input type="checkbox"/>	Diving	<input type="checkbox"/>	<input type="checkbox"/>
Equestrian	<input type="checkbox"/>	<input type="checkbox"/>	Fencing	<input type="checkbox"/>	<input type="checkbox"/>
Field Hockey		<input type="checkbox"/>	Football	<input type="checkbox"/>	
Golf	<input type="checkbox"/>	<input type="checkbox"/>	Gymnastics	<input type="checkbox"/>	<input type="checkbox"/>
Ice Hockey	<input type="checkbox"/>	<input type="checkbox"/>	Lacrosse	<input type="checkbox"/>	<input type="checkbox"/>
Rifle	<input type="checkbox"/>	<input type="checkbox"/>	Rodeo	<input type="checkbox"/>	<input type="checkbox"/>
Rowing	<input type="checkbox"/>	<input type="checkbox"/>	Sailing	<input type="checkbox"/>	<input type="checkbox"/>
Skiing	<input type="checkbox"/>	<input type="checkbox"/>	Soccer	<input checked="" type="checkbox"/>	<input checked="" type="checkbox"/>
Softball		<input checked="" type="checkbox"/>	Squash	<input type="checkbox"/>	<input type="checkbox"/>
Swimming	<input type="checkbox"/>	<input type="checkbox"/>	Swimming and Diving (combined)*	<input type="checkbox"/>	<input type="checkbox"/>
Synchronized Swimming		<input type="checkbox"/>	Table Tennis	<input type="checkbox"/>	<input type="checkbox"/>
Team Handball	<input type="checkbox"/>	<input type="checkbox"/>	Tennis	<input type="checkbox"/>	<input type="checkbox"/>
Track and Field (Indoor)	<input type="checkbox"/>	<input type="checkbox"/>	Track and Field (Outdoor)	<input type="checkbox"/>	<input type="checkbox"/>
Track and Field and Cross Country (combined) *	<input type="checkbox"/>	<input type="checkbox"/>	Volleyball	<input type="checkbox"/>	<input checked="" type="checkbox"/>
Water Polo	<input type="checkbox"/>	<input type="checkbox"/>	Weight Lifting	<input type="checkbox"/>	<input type="checkbox"/>
Wrestling	<input type="checkbox"/>	<input type="checkbox"/>	<u>Other Sports (Specify sports in the caveat box.)</u>	<input type="checkbox"/>	<input type="checkbox"/>

CAVEAT

* You may report data for track and field teams separately or in a combined manner (i.e., Track and Field and Cross Country (combined)) and data for Swimming and Diving teams separately or in a combined manner (i.e., Swimming and Diving (combined)).

Note: Dancing and Cheerleading are not reportable sports.

If after leaving this screen you return to it to add a sport, be sure to include associated data for that sport on subsequent screens. If you return to this screen to delete a sport, all associated data for that sport will be deleted from subsequent screens as well.

Institution: Brewton-Parker College (139205)

User ID: E81392051

Athletics Participation - Men's and Women's Teams

Athletics Participation

Number of participants as of the day of the first scheduled contest

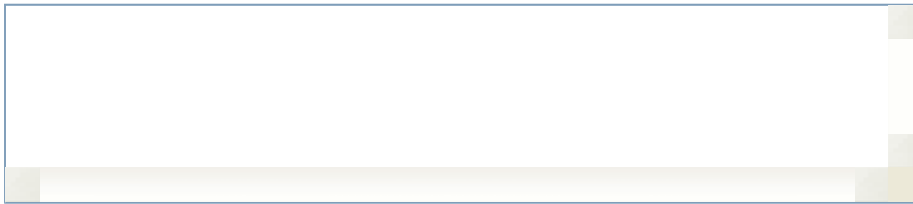
Varsity Teams

Men's Teams

Women's Teams

Baseball	47	
Basketball	31	22
Soccer	20	15
Softball		28
Volleyball		13
Total Participants Men's and Women's Teams	98	78
Unduplicated Count of Participants (Number of individuals who participated on at least one varsity team.)	98	78

CAVEAT



Institution: Brewton-Parker College (139205)

User ID: E81392051

Head Coaches - Men's Teams

Head Coaches - Men's Teams

A full-time head coach is an individual who coaches one team full-time **and** is a full-time employee of the school.

Varsity Teams	Male Head Coaches				Female Head Coaches				Total Head Coaches
	Full-Time Coaching Duties	Part-Time Coaching Duties	Full-Time University Employee	Part-Time University Employee or Volunteer	Full-Time Coaching Duties	Part-Time Coaching Duties	Full-Time University Employee	Part-Time University or Volunteer	
Baseball	<input type="text" value="1"/>	<input type="text"/>	<input type="text" value="1"/>	<input type="text"/>	<input type="text"/>	<input type="text"/>	<input type="text"/>	<input type="text"/>	1
Basketball	<input type="text" value="1"/>	<input type="text"/>	<input type="text" value="1"/>	<input type="text"/>	<input type="text"/>	<input type="text"/>	<input type="text"/>	<input type="text"/>	1
Soccer	<input type="text"/>	<input type="text" value="1"/>	<input type="text" value="1"/>	<input type="text"/>	<input type="text"/>	<input type="text"/>	<input type="text"/>	<input type="text"/>	1
Coaching Position Totals	2	1	3	0	0	0	0	0	3

CAVEAT

Institution: Brewton-Parker College (139205)

User ID: E81392051

Head Coaches - Women's Teams

Head Coaches - Women's Teams

*A full-time head coach is an individual who coaches one team full-time **and** is a full-time employee of the school.*

Varsity Teams	Male Head Coaches				Female Head Coaches				Total Head Coaches
	Full-Time Coaching Duties	Part-Time Coaching Duties	Full-Time University Employee	Part-Time University Employee or Volunteer	Full-Time Coaching Duties	Part-Time Coaching Duties	Full-Time University Employee	Part-Time University Employee or Volunteer	
Basketball	1		1						1
Soccer		1	1						1
Softball		1	1						1
Volleyball		1	1						1
Coaching Position Totals	1	3	4	0	0	0	0	0	4

CAVEAT

Institution: Brewton-Parker College (139205)

User ID: E81392051

Head Coaches' Salaries - Men's and Women's Teams

Head Coaches' Salaries

Enter salaries and bonuses only. Do not include benefits on this screen. Do not include volunteer coaches in your calculations.

	Men's Teams	Women's Teams
Average Annual Institutional Salary per Head Coach	<input type="text" value="27,668"/>	<input type="text" value="18,982"/>
Number of Head Coaches Included in Average	<input type="text" value="3"/>	<input type="text" value="4"/>
Average Annual Institutional Salary per Full-time equivalent (FTE)	33,202	30,371
Number of Full-time equivalents (FTEs) Included in Average	<input type="text" value="2.50"/>	<input type="text" value="2.50"/>

CAVEAT

Institution: Brewton-Parker College (139205)

User ID: E81392051

Assistant Coaches - Men's Teams

Assistant Coaches - Men's Teams

*A full-time assistant coach is an individual who coaches one team full-time **and** is a full-time employee of the school.*

Varsity Teams	Male Assistant Coaches				Female Assistant Coaches				Total Assistant Coaches
	Full-Time Coaching Duties	Part-Time Coaching Duties	Full-Time University Employee	Part-Time University Employee or Volunteer	Full-Time Coaching Duties	Part-Time Coaching Duties	Full-Time University Employee	Part-Time University Employee or Volunteer	
Baseball	<input type="text" value="1"/>	<input type="text"/>	<input type="text" value="1"/>	<input type="text"/>	<input type="text"/>	<input type="text"/>	<input type="text"/>	<input type="text"/>	1
Basketball	<input type="text"/>	<input type="text" value="1"/>	<input type="text"/>	<input type="text" value="1"/>	<input type="text"/>	<input type="text"/>	<input type="text"/>	<input type="text"/>	1
Soccer	<input type="text"/>	<input type="text" value="1"/>	<input type="text"/>	<input type="text" value="1"/>	<input type="text"/>	<input type="text"/>	<input type="text"/>	<input type="text"/>	1
Coaching Position Totals	1	2	1	2	0	0	0	0	3

CAVEAT

Institution: Brewton-Parker College (139205)

User ID: E81392051

Assistant Coaches - Women's Teams

Assistant Coaches - Women's Teams

*A full-time assistant coach is an individual who coaches one team full-time **and** is a full-time employee of the school.*

Varsity Teams	Male Assistant Coaches				Female Assistant Coaches				Total Assistant Coaches
	Full-Time Coaching Duties	Part-Time Coaching Duties	Full-Time University Employee	Part-Time University Employee or Volunteer	Full-Time Coaching Duties	Part-Time Coaching Duties	Full-Time University Employee	Part-Time University Employee or Volunteer	
Basketball	<input type="text"/>	<input type="text"/>	<input type="text"/>	<input type="text"/>	<input type="text"/>	<input type="text" value="1"/>	<input type="text"/>	<input type="text" value="1"/>	1
Soccer	<input type="text"/>	<input type="text" value="1"/>	<input type="text"/>	<input type="text" value="1"/>	<input type="text"/>	<input type="text"/>	<input type="text"/>	<input type="text"/>	1
Softball	<input type="text"/>	<input type="text"/>	<input type="text"/>	<input type="text"/>	<input type="text"/>	<input type="text" value="1"/>	<input type="text"/>	<input type="text" value="1"/>	1
Volleyball	<input type="text"/>	<input type="text" value="1"/>	<input type="text" value="1"/>	<input type="text"/>	<input type="text"/>	<input type="text"/>	<input type="text"/>	<input type="text"/>	1
Coaching Position Totals	0	2	1	1	0	2	0	2	4

CAVEAT

Institution: Brewton-Parker College (139205)

User ID: E81392051

Assistant Coaches' Salaries - Men's and Women's Teams

Assistant Coaches' Salaries

Enter salaries and bonuses only. Do not include benefits on this screen. Do not include volunteer assistant coaches in your calculations.

	Men's Teams	Women's Teams
Average Annual Institutional Salary per Assistant Coach	<input type="text" value="12,180"/>	<input type="text" value="7,000"/>
Number of Assistant Coaches Included in Average	<input type="text" value="2"/>	<input type="text" value="2"/>
Average Annual Institutional Salary per Full-time equivalent (FTE)	16,240	9,333
Number of Full-time equivalents (FTEs) Included in Average	<input type="text" value="1.50"/>	<input type="text" value="1.50"/>

CAVEAT

Institution: Brewton-Parker College (139205)

User ID: E81392051

Athletically Related Student Aid - Men's and Women's Teams

Athletically Related Student Aid

Athletically Related Student Aid should also be included on the Revenues and Expenses screens for the teams to which it applies. If you do not have any aid to report, enter a 0.

	Men's Teams	Women's Teams	Total
Total	380,277	402,586	782,863
Ratio (percent)	49	51	100%

CAVEAT

Institution: Brewton-Parker College (139205)

User ID: E81392051

Total Revenues - Men's and Women's Teams

Revenues by Team

The amount entered on the Athletically Related Student Aid screen must also be included in the revenues for the teams to which it applies. Do not include revenues for capital expenditures or debt service. Click on "[Click here for screen instructions](#)" for detailed information about other revenues to include.

Varsity Teams	Men's Teams	Women's Teams	Total
Basketball	220,610	198,856	419,466
Baseball	244,171		244,171
Soccer	171,552	171,933	343,485
Softball		151,151	151,151
Volleyball		107,063	107,063
Total Revenues of all Sports, Except Football and Basketball, Combined	415,723	430,147	845,870
Total Revenues Men's and Women's Teams	636,333	629,003	1,265,336
Not Allocated by Gender/Sport			139,937
Grand Total for all Teams (includes by team and not allocated by gender/sport)			1,405,273

CAVEAT



Institution: Brewton-Parker College (139205)

User ID: E81392051

Recruiting Expenses - Men's and Women's Teams

Recruiting Expenses

Recruiting Expenses should also be included on the Expenses screen for the teams to which the Expenses apply.

	Men's Teams	Women's Teams	Total
Total	7,250	7,000	14,250

CAVEAT



Institution: Brewton-Parker College (139205)

User ID: E81392051

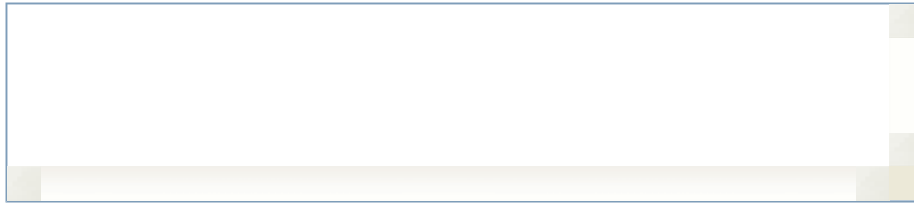
Operating Expenses (i.e., Game-Day Expenses) - Men's and Women's Teams by Team

Operating Expenses by Team

Operating Expenses consist of game-day expenses only. You must include your operating expenses on the Total Expenses screen as well.

Varsity Teams	Participants	Men's Teams		Participants	Women's Teams		Total Operating Expenses
		Operating Expenses per Participant	By Team		Operating Expenses per Participant	By Team	
Basketball	31	1,416	43,890	22	1,954	42,990	86,880
Baseball	47	1,491	70,061				70,061
Soccer	20	1,375	27,490	15	1,767	26,505	53,995
Softball				28	1,204	33,715	33,715
Volleyball				13	2,021	26,277	26,277
Total Operating Expenses Men's and Women's Teams	98		141,441	78		129,487	270,928

CAVEAT



Institution: Brewton-Parker College (139205)

User ID: E81392051

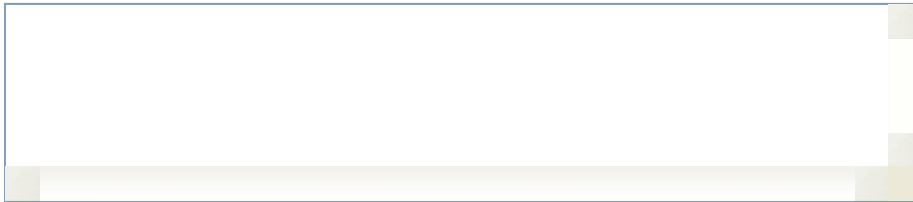
Total Expenses - Men's and Women's Teams

Expenses by Team

The amounts entered on the Athletically Related Student Aid, Operating Expenses, and Recruiting Expenses screens must also be included in the expenses for the teams to which they apply. Do not include capital expenditures or debt service. Click on "Click here for screen instructions" for detailed information about other expenses to include.

Varsity Teams	Men's Teams	Women's Teams	Total
Basketball	220,610	198,856	419,466
Baseball	244,171		244,171
Soccer	171,552	171,933	343,485
Softball		151,151	151,151
Volleyball		107,063	107,063
Total Expenses of all Sports, Except Football and Basketball, Combined	415,723	430,147	845,870
Total Expenses Men's and Women's Teams	636,333	629,003	1,265,336
Not Allocated by Gender/Sport			139,937
Grand Total Expenses			1,405,273

CAVEAT



Institution: Brewton-Parker College (139205)

User ID: E81392051

Revenues & Expenses Summary

Revenues and Expenses Summary

Grand Total Revenues	1,405,273
Grand Total Expenses	1,405,273

Please review this screen carefully. **The amount of Grand Total Revenues must be equal to or greater than the amount of Grand Total Expenses** before you can lock your survey data. If it is not, you must go back and correct the amounts you entered on the Total Revenues and/or Total Expenses screen(s).

Remember that your **Total Revenues** and **Total Expenses** screens must include amounts you entered on some of the other screens. That is:

- The amount you entered on the Athletically Related Student Aid screen must be included with all of your other revenues (budget, ticket sales, etc.) on the **Total Revenues** screen. For detailed information on what to include in Total Revenues, click on 'Click here for screen instructions' on the Total Revenues screen.
- The amount you entered on the Operating Expenses, Recruiting Expenses, and Athletically Related Student Aid screens must be included with all of your other expenses (salaries and benefits, equipment, etc.) on the **Total Expenses** screen. For detailed information about what to include in Total Expenses, click on 'Click here for screen instructions' on the Total Expenses screen.

To return to the data entry screens to make corrections, click on the link in the menu on the left of this screen.

To proceed to the Supplemental Information screen, click on that link in the menu or click on the 'Next' button on the bottom of this screen.

Institution: Brewton-Parker College (139205)

User ID: E81392051

Supplemental Information

Supplemental Information

This screen is optional. You may use it to provide additional information to help the reader better understand the data you have provided in this survey, or to help a prospective student-athlete make an informed choice of an athletic program. If you do not want to enter any supplemental information, please leave this screen blank.

Th Brewton-Parker College Barons and Lady Barons compete in the NAIA's Southern States Athletic Conference.

Print Form(s)

Return