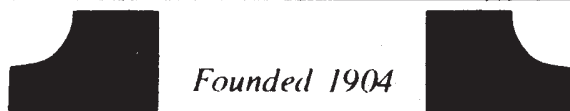





BREWTON-PARKER COLLEGE



Founded 1904

FACT BOOK




2004—05

BREWTON-PARKER COLLEGE
FACT BOOK 2004-05



INDEX



SECTION ONE: COLLEGE INFORMATION

1.01	History [Narrative]	I—1
1.02	History [Timeline]	I—5
1.03	Organizational Chart.....	I—7
1.04	Administrators, Chairs & Directors	I—8
1.05	Mission Statement.....	I—9
1.06	Vision Statement.....	I—10
1.07	Mission/Vision Implementation Philosophy	I—11
1.08	Vision and Visionary Strategies.....	I—13
1.09	Faith and Learning Statement	I—14
1.10	Institutional Goals.....	I—15
1.11	College Calendar.....	I—16
1.12	Associations & Agencies	I—19

SECTION TWO: STUDENTS

2.01	Degrees Conferred by Type [2002-03]	II—1
2.02	Degrees Conferred by Type [1995-2003]	II—2
2.03	Degrees Conferred by Type [1995-2003]	II—3
2.04	SAT Scores for First-Time Freshmen	II—4
2.05	Student Headcount Retention Rates	II—5
2.06	Campus Status	II—6
2.07	Residence Hall Occupancy	II—7
2.08	Credit Hours Sold.....	II—8
2.09	Fall Headcount and FTE for 1995-2003	II—9
2.10	Fall Headcount and FTE for 2000-03.....	II—10
2.11	Fall Headcount for 1995-2003	II—11
2.12	Fall Headcount and FTE for 1995-2003	II—12
2.13	Fall Headcount for 1995-2003	II—13
2.14	Summer Headcount	II—14
2.15	Summer Headcount	II—15
2.16	Headcount by Age.....	II—16
2.17	Headcount by Age [Mount Vernon].....	II—17
2.18	Headcount by Age [External Programs].....	II—18
2.19	Headcount by Age [Post-Secondary Option]	II—19
2.20	Enrollment by Ethnicity.....	II—20
2.21	Enrollment by Ethnicity.....	II—21
2.22	Enrollment by Ethnicity [Mount Vernon].....	II—22
2.23	Enrollment by Ethnicity [External Programs].....	II—23
2.24	Enrollment by Ethnicity [Post-Secondary Option]	II—24
2.25	Headcount by Gender.....	II—25
2.26	Headcount by Gender [Mount Vernon].....	II—26

2.27	Headcount by Gender [Mount Vernon].....	II—27
2.28	Headcount by Gender [External Programs].....	II—28
2.29	Headcount by Gender [External Programs].....	II—29
2.30	Headcount by Gender [Post-Secondary Option]	II—30
2.31	Enrollment by Religious Denomination	II—31
2.32	Enrollment by Religious Denomination	II—32
2.33	Religious Denomination [Mount Vernon]	II—33
2.34	Religious Denomination [External Programs]	II—34
2.35	Religious Denomination [Post-Secondary Option].....	II—35
2.36	Faculty/Student Ratio	II—36
2.37	Headcount by State.....	II—37
2.38	Headcount by Country	II—38
2.39	Distribution of Majors	II—39
2.40	Student-Athletes	II—40
2.41	Athletic Season Records	II—41
2.42	Degrees Awarded & Number of Alums	II—42

SECTION THREE: FACULTY

3.01	Number of Full-Time Faculty Employed	III—1
3.02	Number of Adjunct Faculty Employed	III—2
3.03	Budget Allocation for Full-Time Faculty Salaries and Benefits	III—3
3.04	Average Full-Time Faculty Salary	III—4
3.05	Full-Time Faculty	III—5
3.06	Professional Activities	III-13

SECTION FOUR: FINANCES

4.01	Financial Aid Award Sources [2002].....	IV—1
4.02	Financial Aid Award Sources [1995-2002]	IV—2
4.03	Sources of Gifts [2002-03].....	IV—3
4.04	Sources of Gifts [1995-96 to 2002-03]	IV—4
4.05	Gift Totals [1995-96 through 2002-03]	IV—5
4.06	Statements of Financial Position	IV—6
4.07	Statements of Activities	IV—7

SECTION FIVE: COMMON DATA SET

5.01	A. General Information	V—1
5.02	B. Enrollment and Persistence	V—2
5.03	C. First-Time, First-Year (Freshman) Admission	V—6
5.04	D. Transfer Admission	V—12
5.05	E. Academic Offerings and Policies	V—14
5.06	F. Student Life	V—15
5.07	G. Annual Expenses	V—17
5.08	H. Financial Aid	V—19
5.09	I. Instructional Faculty and Class Size	V—24
5.10	J. Degrees Conferred.....	V—26
5.11	Common Data Set Definitions	V—27